



LDL series

Special photoelectric sensors
M18 luminescence scanner - DC



M18 luminescence scanner

features

- With white light emission
- Sensitivity adjustment
- Short response time (50 µs)
- LO/DO selectable outputs
- P65 protection degree
- Complete protection against electrical damages
- Approvals: CE



web contents



- Application notes
- Photos
- Catalogue / Manuals



code description

LDL U / 0 N - 0 C

series	LDL	Ultraviolet light luminescence scanner
housing type	U	M18 housing
LO / DO	0	Selectable LO/DO
output	N	NPN output
	P	PNP output
housing material	0	Plastic housing
cable / plug exit	C	Right-angle cable exit
	K	Right angle plug exit

STF-12 mm focalizer adapter

STF-225 mm focalizer adapter

available models

description	NPN - LO/DO	PNP - LO/DO
right-angle cable exit	LDLU/0N-0C	LDLU/0P-0C
right-angle plug exit	LDLU/0N-0K	LDLU/0P-0K

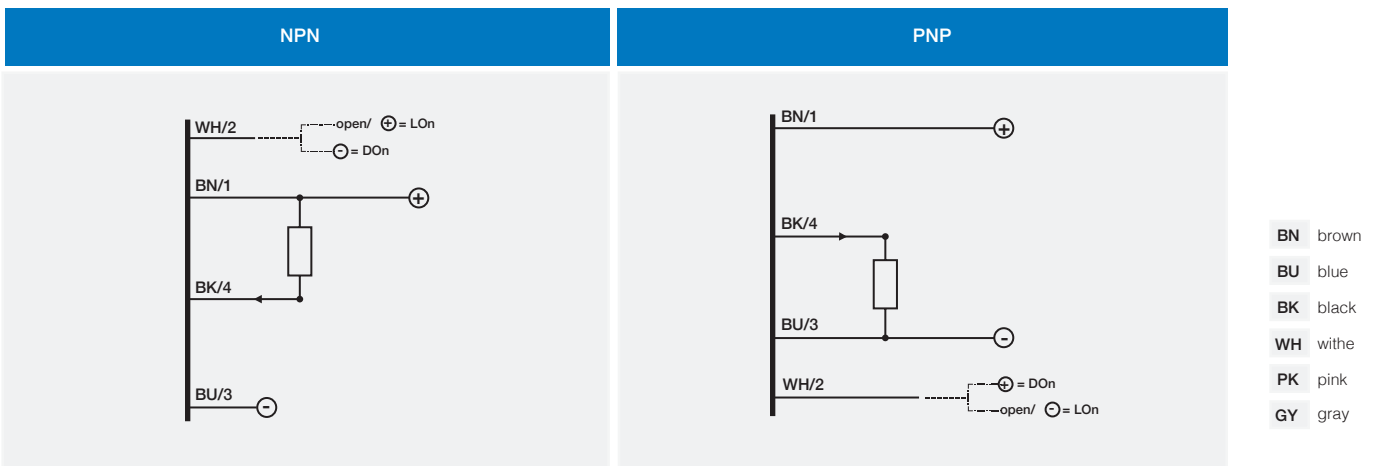


	LDLU/**_** + STF-12 ⁽¹⁾	LDLU/**_** + STF-25 ⁽¹⁾
nominal sensing distance ⁽¹⁾	12 mm	25 mm
spot dimension	Ø 1 mm	Ø 0,8 mm
operating voltage	10...30 Vdc	
ripple	< 10 %	
no-load supply current	40 mA	
load current	100 mA	
leakage current	< 10 µA	
voltage drop	≤ 1,2 V max. IL = 100 mA	
output type	NPN or PNP L0/D0 selectable	
switching frequency	10 kHz	
response time	50 µs	
time delay before availability	200 ms	
power supply protections	polarity reversal, transient	
output protection	short circuit (autoreset)	
temperature range	-5°C...+55°C (without freeze)	
EMC	in conformity with the EMC Directive according to EN 60947-5-2	
temperature drift	10 %	
interference to external light	3.000 lux (incandescent lamp), 10.000 lux (sunlight)	
protection degree	IP65 (EN60529) ⁽²⁾	
LED indicators	yellow (output state) - green (supply)	
housing material	PBT	
cable exit material	polycarbonate	
optical material	PMMA	
tightening torque	1 Nm	
weight (approximate)	50 g	

⁽¹⁾ STF-12 & STF-25 - to be ordered separately

⁽²⁾ Protection guaranteed only with plug cable well mounted

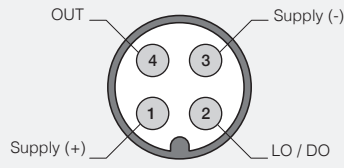
electrical diagrams of the connections



NOTE: In case of combined load, resistive and capacitive, the maximum admissible capacity (C) is 0,2 µF for maximum output voltage and current

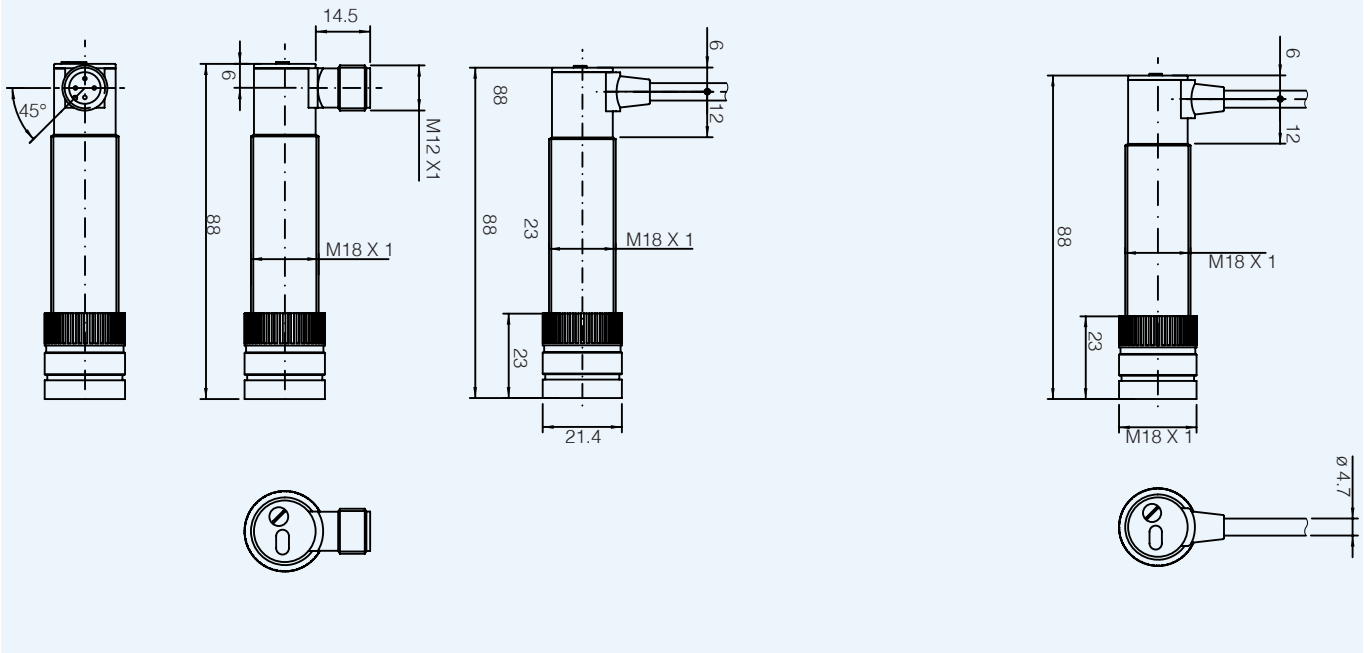


M12



dimensions (mm)

LDLU/**-** sensor with STF (to be order separately)



dimensions (mm)

accessories included in all models

